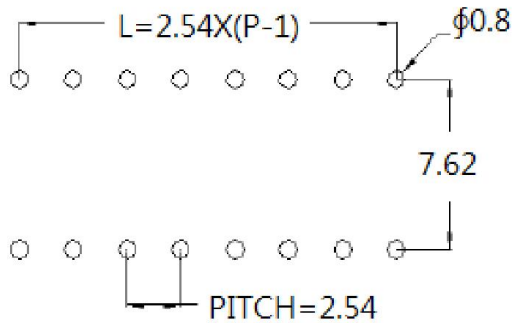
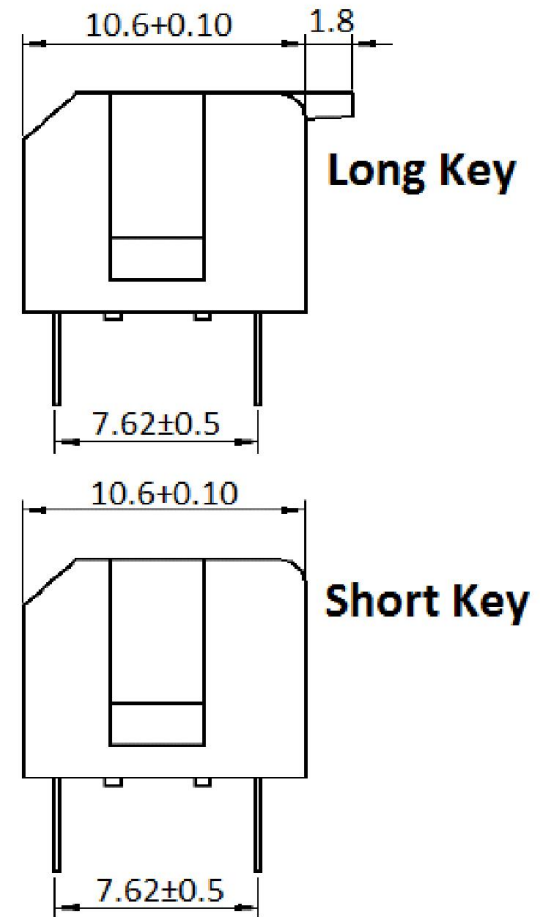
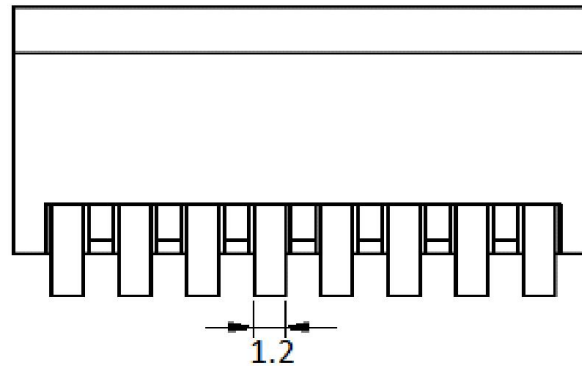
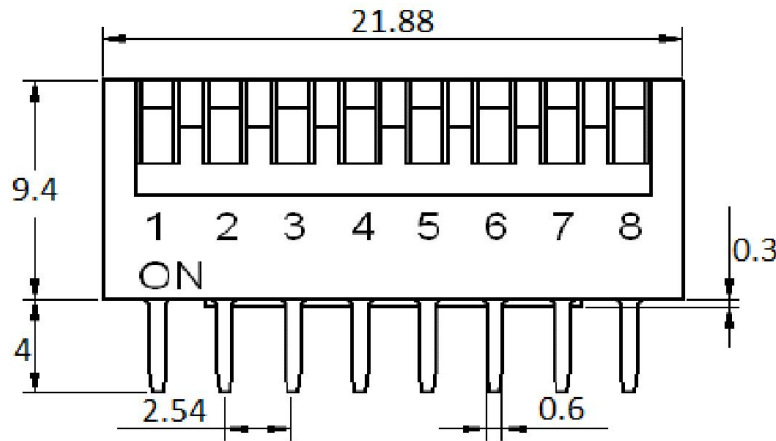
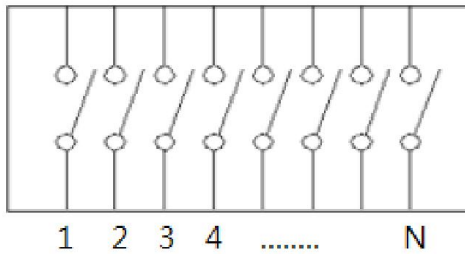




DRILLING PLAN



WIRING DIAGRAM



Position No.	1	2	3	4	5	6
DIM. A(mm)	3.54	6.64	9.18	11.72	14.26	16.8
Position No.	7	8	9	10	12	
DIM. A(mm)	19.34	21.88	24.42	26.96	29.5	



				Tolerances	Title: DIP Switch DPL Series				
				Linear/Angles	Part No.:	WCT-DPLXX			
				.x +/-0.1	Cus. P/N.:				
				.xx +/-0.1	Drawer	Selina	Version		
				Units: MM	Checked	Summer	Date	May-24-2017	
No.	Name	Plating & Color		Material	Scale: 1:1	Approved	Macus	Projection	Sheet 1/1